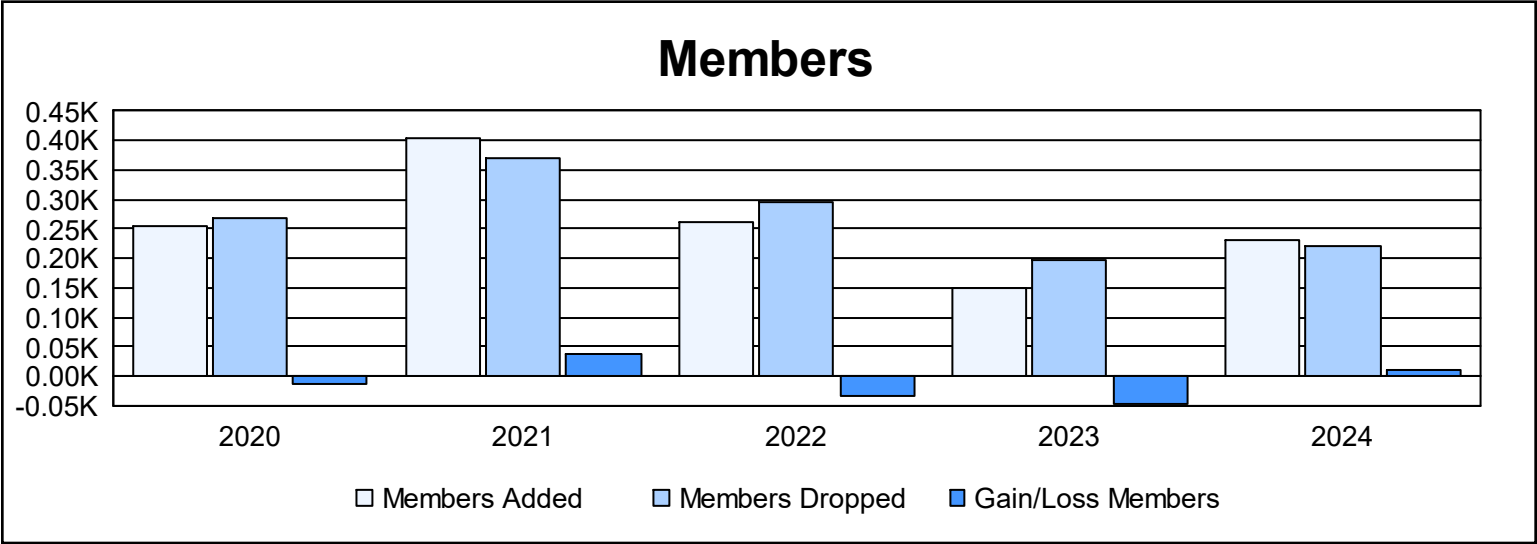
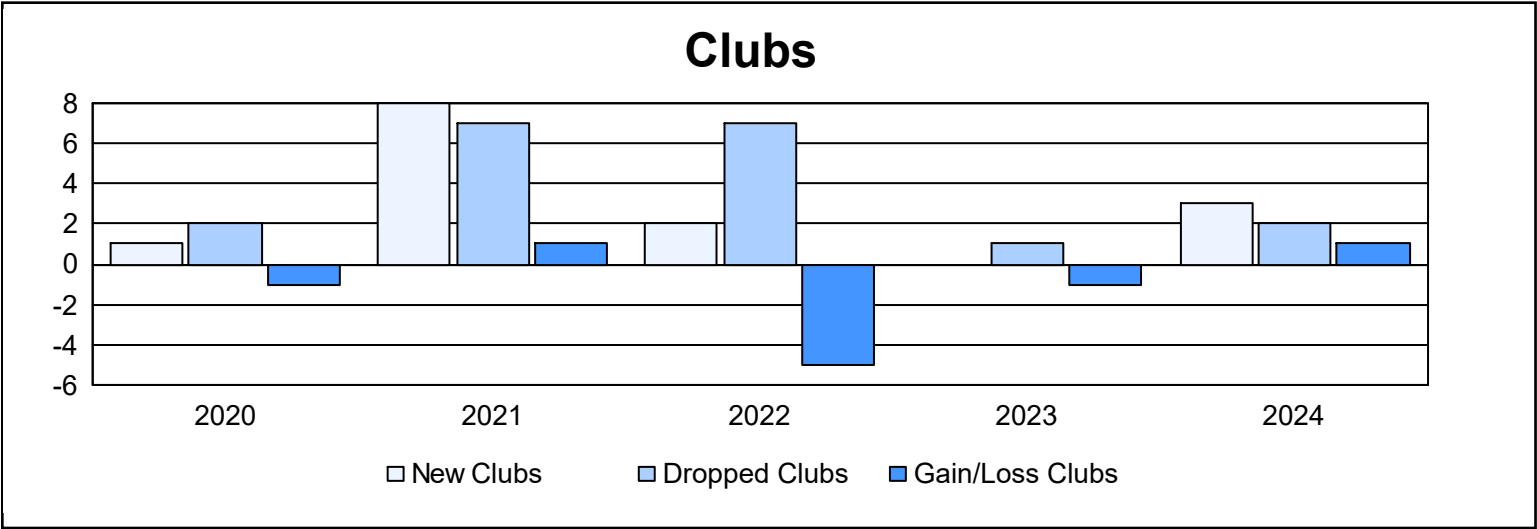
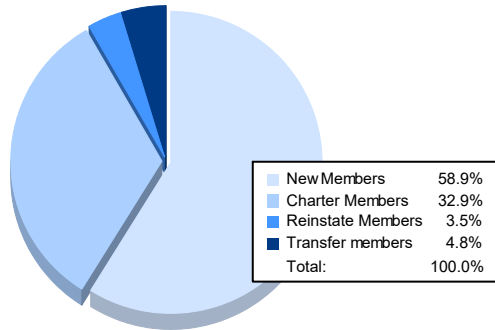


| Year | New Clubs | Dropped Clubs | Gain/ Loss Clubs | New Members | Charter Members | Reinstate Members | Transfer Members | Total Member Added | Total Members Dropped | Gain/ Loss Members |
|-----------|-----------|---------------|------------------|-------------|-----------------|-------------------|------------------|--------------------|-----------------------|--------------------|
| 2019-2020 | 1 | 2 | -1 | 171 | 49 | 15 | 19 | 254 | 268 | -14 |
| 2020-2021 | 8 | 7 | 1 | 208 | 169 | 18 | 10 | 405 | 369 | 36 |
| 2021-2022 | 2 | 7 | -5 | 197 | 50 | 8 | 8 | 263 | 295 | -32 |
| 2022-2023 | 0 | 1 | -1 | 122 | 14 | 10 | 4 | 150 | 197 | -47 |
| 2023-2024 | 3 | 2 | 1 | 136 | 76 | 8 | 11 | 231 | 222 | 9 |
| Average | 3 | 4 | -1 | 167 | 72 | 12 | 10 | 261 | 270 | -10 |



Membership Composition June 2024 Cumulative



Gender Composition June 2024 Cumulative

